

BIONIQ ROUND ADJUSTABLE TRIMLESS

A35185-

|             |                |                      |                       |                      |                      |
|-------------|----------------|----------------------|-----------------------|----------------------|----------------------|
| base number | LED<br>Dimming | Color<br>Temperature | Finishes<br>(Diamond) | Ceiling<br>Thickness | Reflector<br>Options |
|-------------|----------------|----------------------|-----------------------|----------------------|----------------------|

1. To build a product code in our configurator select the specify button on the base model # product page
2. To build a manual product code on this datasheet choose from the options listed below in blue font and add the suffix to the base model #

GENERAL

|                                    |
|------------------------------------|
| Series: Bioniq                     |
| Subseries: Bioniq Round Adjustable |
| Brand: Prolicht                    |
| Division: Architectural            |
| Mounting Type: Trimless            |
| Mounting Location: Ceiling         |
| Subcategory: Downlight             |

PHYSICAL

|                                                                                                                                                                                                               |
|---------------------------------------------------------------------------------------------------------------------------------------------------------------------------------------------------------------|
| Shape: Round                                                                                                                                                                                                  |
| Diameter (mm): 136                                                                                                                                                                                            |
| Diameter (in): 5 3/8                                                                                                                                                                                          |
| Height (mm): 136                                                                                                                                                                                              |
| Height (in): 5 3/8                                                                                                                                                                                            |
| Ceiling Thickness (mm): 10 / 12.5 / 15 / 25                                                                                                                                                                   |
| Ceiling Thickness (in): 3/8 or 1/2 or 9/16 or 1                                                                                                                                                               |
| Min. Recessing Depth (mm): 150                                                                                                                                                                                |
| Min. Recessing Depth (in): 5 7/8                                                                                                                                                                              |
| Light Distribution: Adjustable / Downlight                                                                                                                                                                    |
| Weight (kg): 1.024                                                                                                                                                                                            |
| Weight (lbs): 2.25                                                                                                                                                                                            |
| Fixture Finish: SSR / BKV / CWI / CRY / HAB / LAG / UFT / ITA / RUA / RUR / MIC / FTG / MYG / TWT / LOD / PUS / FRO / FUP / KIA / POP / BLS / SPG / MEY / GOH / GUM / CHC / COM / ABZ / JAG / OBR / MOS / ROR |
| Fixture Material: Aluminum Die Cast                                                                                                                                                                           |
| Cut-out Measurements: Ø 140mm / 5 1/2"                                                                                                                                                                        |
| Upon Request: Unique Ceiling Thickness                                                                                                                                                                        |

ELECTRICAL

|                                                                                   |
|-----------------------------------------------------------------------------------|
| Lamp Type: LED (Zhaga Standard)                                                   |
| Input Wattage (W): 28.6                                                           |
| Total Output Wattage (W): 26.4                                                    |
| Dimming: Tri-Mode (Non-Dimming and Phase Dimming (120Vac only) and 0-10V Dimming) |
| Driver Included: No                                                               |
| Driver Location: Recessed Housing                                                 |
| Driver Type: Constant Current - Universal                                         |
| Driver Class: Class 2                                                             |
| Housing: See components                                                           |
| Input Voltage (V): 120 - 277                                                      |
| Constant Current (MA): 700                                                        |

LED

|                                                                         |
|-------------------------------------------------------------------------|
| Number of LEDs: 1                                                       |
| Color Temperature (°K): 2700 / 3000 / 3500 / 4000                       |
| Max. Delivered Lumen (lm): 2030 / 2080 / 2185 / 2230                    |
| Nominal Lumen (lm): 3210 / 3290 / 3459 / 3530                           |
| CRI: >90 CRI                                                            |
| Efficiency (%): 63.1 / 61.5 / 63.2                                      |
| Lamp Life (hrs): 50000                                                  |
| Upon Request: RGB-W Tunable White Special Color Temperature Special LED |

OPTICAL

|                                          |
|------------------------------------------|
| Reflector°: 20 / 25 / 40                 |
| Adjustability: Rotational 355°; Tilt 30° |
| Upon Request: Special Beam Angles        |

RATINGS AND CERTIFICATIONS

Zaneen Group Inc. © 2024, T 1800-388-3382, F 416-247-9319, www.zaneen.com  
Certified By: Certified for North American Standards  
Available for international specifications by adding "INT" at the end of the existing Model #. For assistance on 'custom' specifications, contact zteam@zaneen.com.  
IP Rating: IP20  
If a consistent effort to supply the best product, we reserve the right to change specifications or materials without notice. The most recent specification sheets are found at zaneen.com

|           |
|-----------|
| PROJECT   |
| TYPE      |
| SPECIFIER |
| QUANTITY  |
| DATE      |



BIONIQ ROUND ADJUSTABLE TRIMLESS

A35185-

|           |
|-----------|
| PROJECT   |
| TYPE      |
| SPECIFIER |
| QUANTITY  |
| DATE      |



BIONIQ ROUND ADJUSTABLE TRIMLESS

A35188-

|             |                |                      |                       |                      |
|-------------|----------------|----------------------|-----------------------|----------------------|
| base number | LED<br>Dimming | Color<br>Temperature | Finishes<br>(Diamond) | Ceiling<br>Thickness |
|-------------|----------------|----------------------|-----------------------|----------------------|

1. To build a product code in our configurator select the specify button on the base model # product page
2. To build a manual product code on this datasheet choose from the options listed below in blue font and add the suffix to the base model #

GENERAL

|                                    |
|------------------------------------|
| Series: Bioniq                     |
| Subseries: Bioniq Round Adjustable |
| Brand: Prolicht                    |
| Division: Architectural            |
| Mounting Type: Trimless            |
| Mounting Location: Ceiling         |
| Subcategory: Downlight             |

PHYSICAL

|                                                                                                                                                                                                               |
|---------------------------------------------------------------------------------------------------------------------------------------------------------------------------------------------------------------|
| Shape: Round                                                                                                                                                                                                  |
| Diameter (mm): 136                                                                                                                                                                                            |
| Diameter (in): 5 3/8                                                                                                                                                                                          |
| Height (mm): 136                                                                                                                                                                                              |
| Height (in): 5 3/8                                                                                                                                                                                            |
| Ceiling Thickness (mm): 10 / 12.5 / 15 / 25                                                                                                                                                                   |
| Ceiling Thickness (in): 3/8 or 1/2 or 9/16 or 1                                                                                                                                                               |
| Min. Recessing Depth (mm): 150                                                                                                                                                                                |
| Min. Recessing Depth (in): 5 7/8                                                                                                                                                                              |
| Light Distribution: Adjustable / Downlight                                                                                                                                                                    |
| Weight (kg): 1.02                                                                                                                                                                                             |
| Weight (lbs): 2.24                                                                                                                                                                                            |
| Fixture Finish: SSR / BKV / CWI / CRY / HAB / LAG / UFT / ITA / RUA / RUR / MIC / FTG / MYG / TWT / LOD / PUS / FRO / FUP / KIA / POP / BLS / SPG / MEY / GOH / GUM / CHC / COM / ABZ / JAG / OBR / MOS / ROR |
| Fixture Material: Aluminum Die Cast                                                                                                                                                                           |
| Cut-out Measurements: Ø 140mm / 5 1/2"                                                                                                                                                                        |
| Upon Request: Unique Ceiling Thickness                                                                                                                                                                        |

ELECTRICAL

|                                                                                   |
|-----------------------------------------------------------------------------------|
| Lamp Type: LED (Zhaga Standard)                                                   |
| Input Wattage (W): 13.2 / 16.5                                                    |
| Total Output Wattage (W): 12.1 / 14.7                                             |
| Dimming: Tri-Mode (Non-Dimming and Phase Dimming (120Vac only) and 0-10V Dimming) |
| Driver Included: No                                                               |
| Driver Location: Recessed Housing                                                 |
| Driver Type: Constant Current - Universal                                         |
| Driver Class: Class 2                                                             |
| Housing: See components                                                           |
| Input Voltage (V): 120 - 277                                                      |
| Constant Current (MA): 350                                                        |

LED

|                                                                         |
|-------------------------------------------------------------------------|
| Number of LEDs: 1                                                       |
| Color Temperature (°K): 2700 / 3000 / 3500 / 4000                       |
| Max. Delivered Lumen (lm): 870 / 970 / 1038 / 1060                      |
| Nominal Lumen (lm): 960 / 1070 / 1156 / 1180                            |
| CRI: >90 CRI                                                            |
| Efficiency (%): 90.5                                                    |
| Lamp Life (hrs): 50000                                                  |
| Upon Request: RGB-W Tunable White Special Color Temperature Special LED |

OPTICAL

|                                          |
|------------------------------------------|
| Reflector°: 10                           |
| Beam Angle: Narrow                       |
| Adjustability: Rotational 355°; Tilt 30° |
| Upon Request: Special Beam Angles        |

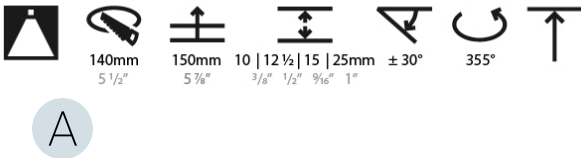
RATINGS AND CERTIFICATIONS

3382, F 416-247-9319, www.zaneen.com

Available for international specifications by adding INT to the end of the existing Model #. For assistance on 'custom' specifications, contact zteam@zaneen.com. In a constant effort to supply the best product, we reserve the right to change specifications or materials without notice. The most recent specification sheets are found at zaneen.com

IP rating: IP20

|           |
|-----------|
| PROJECT   |
| TYPE      |
| SPECIFIER |
| QUANTITY  |
| DATE      |



BIONIQ ROUND ADJUSTABLE TRIMLESS

A35188-

|           |
|-----------|
| PROJECT   |
| TYPE      |
| SPECIFIER |
| QUANTITY  |
| DATE      |



BIONIQ ROUND DEEP TRIMLESS

|             |                      |                       |                      |                      |                 |
|-------------|----------------------|-----------------------|----------------------|----------------------|-----------------|
| A35194-     | -                    | -                     | -                    | -                    | -               |
| base number | Color<br>Temperature | Finishes<br>(Diamond) | Ceiling<br>Thickness | Reflector<br>Options | Lens<br>Options |

1. To build a product code in our configurator select the specify button on the base model # product page
2. To build a manual product code on this datasheet choose from the options listed below in blue font and add the suffix to the base model #

GENERAL

|                              |
|------------------------------|
| Series: Bioniq               |
| Subseries: Bioniq Round Deep |
| Brand: Prolicht              |
| Division: Architectural      |
| Mounting Type: Trimless      |
| Mounting Location: Ceiling   |
| Subcategory: Downlight       |

PHYSICAL

|                                                                                                                                                                                                               |
|---------------------------------------------------------------------------------------------------------------------------------------------------------------------------------------------------------------|
| Shape: Round                                                                                                                                                                                                  |
| Diameter (mm): 136                                                                                                                                                                                            |
| Diameter (in): 5 3/8                                                                                                                                                                                          |
| Height (mm): 151                                                                                                                                                                                              |
| Height (in): 5 15/16                                                                                                                                                                                          |
| Ceiling Thickness (mm): 10 / 12.5 / 15 / 25                                                                                                                                                                   |
| Ceiling Thickness (in): 3/8 or 1/2 or 9/16 or 1                                                                                                                                                               |
| Min. Recessing Depth (mm): 170                                                                                                                                                                                |
| Min. Recessing Depth (in): 6 11/16                                                                                                                                                                            |
| Light Distribution: Downlight                                                                                                                                                                                 |
| Weight (kg): 1.078                                                                                                                                                                                            |
| Weight (lbs): 2.37                                                                                                                                                                                            |
| Fixture Finish: SSR / BKV / CWI / CRY / HAB / LAG / UFT / ITA / RUA / RUR / MIC / FTG / MYG / TWT / LOD / PUS / FRO / FUP / KIA / POP / BLS / SPG / MEY / GOH / GUM / CHC / COM / ABZ / JAG / OBR / MOS / ROR |
| Fixture Material: Aluminum Die Cast                                                                                                                                                                           |
| Cut-out Measurements: Ø 140mm / 5 1/2"                                                                                                                                                                        |
| Upon Request: Unique Ceiling Thickness                                                                                                                                                                        |

ELECTRICAL

|                                                                                   |
|-----------------------------------------------------------------------------------|
| Lamp Type: LED (Zhaga Standard)                                                   |
| Input Wattage (W): 28                                                             |
| Total Output Wattage (W): 26.4                                                    |
| Dimming: Tri-Mode (Non-Dimming and Phase Dimming (120Vac only) and 0-10V Dimming) |
| Driver Included: No                                                               |
| Driver Location: Recessed Housing                                                 |
| Driver Type: Constant Current - Universal                                         |
| Driver Class: Class 2                                                             |
| Housing: See components                                                           |
| Input Voltage (V): 120 - 277                                                      |
| Constant Current (MA): 700                                                        |

LED

|                                                                         |
|-------------------------------------------------------------------------|
| Number of LEDs: 1                                                       |
| Color Temperature (°K): 2700 / 3000 / 3500 / 4000                       |
| Max. Delivered Lumen (lm): 2156 / 2244 / 2377 / 2425                    |
| Nominal Lumen (lm): 2909 / 3028 / 3208 / 2373                           |
| CRI: >90 CRI                                                            |
| Lamp Life (hrs): 50000                                                  |
| Upon Request: RGB-W Tunable White Special Color Temperature Special LED |

OPTICAL

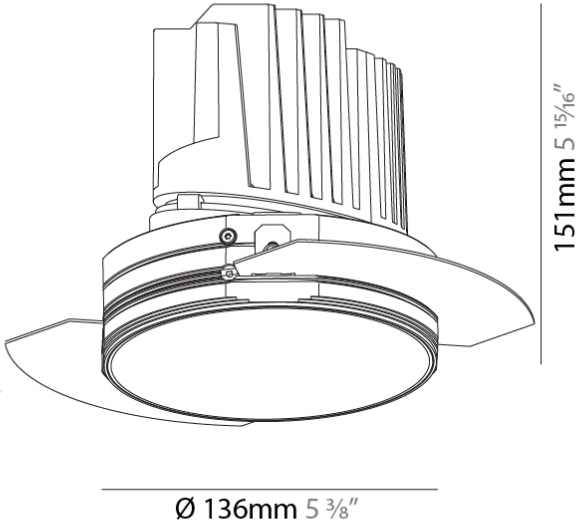
|                                                                            |
|----------------------------------------------------------------------------|
| Reflector°: 18/ / 34                                                       |
| Optic°: Lens Pack - No Lens / Linear Spread Lens / Honeycomb / Spread Lens |
| Adjustability: Fixed                                                       |
| Upon Request: Special Beam Angles                                          |

RATINGS AND CERTIFICATIONS

Available for International Specifications by adding INT to the end of the existing Model #. For assistance on 'custom' specifications, contact zteam@zaneen.com. In a constant effort to supply the best product, we reserve the right to change specifications or materials without notice. The most recent specification sheets are found at zaneen.com

IP rating: IP20

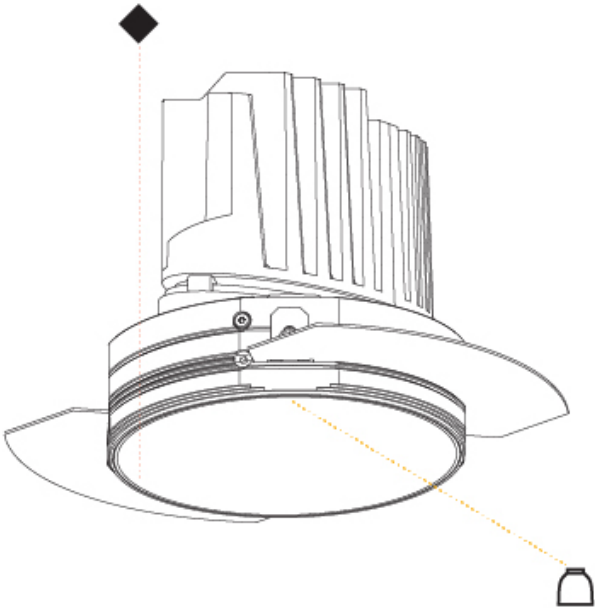
|           |
|-----------|
| PROJECT   |
| TYPE      |
| SPECIFIER |
| QUANTITY  |
| DATE      |



BIONIQ ROUND DEEP TRIMLESS

A35194-

|           |
|-----------|
| PROJECT   |
| TYPE      |
| SPECIFIER |
| QUANTITY  |
| DATE      |



BIONIQ ROUND DEEP TRIMLESS

A35197-

base number

Color  
Temperature

Finishes  
(Diamond)

Ceiling  
Thickness

Lens  
Options

1. To build a product code in our configurator select the specify button on the base model # product page
2. To build a manual product code on this datasheet choose from the options listed below in blue font and add the suffix to the base model #

GENERAL

Series: Bioniq

Subseries: Bioniq Round Deep

Brand: Prolicht

Division: Architectural

Mounting Type: Trimless

Mounting Location: Ceiling

Subcategory: Downlight

PHYSICAL

Shape: Round

Diameter (mm): 136

Diameter (in): 5 3⁄8

Height (mm): 151

Height (in): 5 15⁄16

Ceiling Thickness (mm): 10 / 12.5 / 15 / 25

Ceiling Thickness (in): 3⁄8 or 1⁄2 or 9⁄16 or 1

Min. Recessing Depth (mm): 170

Min. Recessing Depth (in): 6 11⁄16

Light Distribution: Downlight

Weight (kg): 1.073

Weight (lbs): 2.36

Fixture Finish: SSR / BKV / CWI / CRY / HAB / LAG / UFT / ITA / RUA / RUR / MIC / FTG / MYG / TWT / LOD / PUS / FRO / FUP / KIA / POP / BLS / SPG / MEY / GOH / GUM / CHC / COM / ABZ / JAG / OBR / MOS / ROR

Fixture Material: Aluminum Die Cast

Cut-out Measurements: Ø 140mm / 5 1⁄2"

Upon Request: Unique Ceiling Thickness

ELECTRICAL

Lamp Type: LED (Zhaga Standard)

Input Wattage (W): 13.2 / 16.5

Total Output Wattage (W): 12.1 / 14.7

Dimming: Tri-Mode (Non-Dimming and Phase Dimming (120Vac only) and 0-10V Dimming)

Driver Included: No

Driver Location: Recessed Housing

Driver Type: Constant Current - Universal

Driver Class: Class 2

Housing: See components

Input Voltage (V): 120 - 277

Constant Current (MA): 350

LED

Number of LEDs: 1

Color Temperature (°K): 2700 / 3000 / 3500 / 4000

Max. Delivered Lumen (lm): 814 / 877 / 911 / 930

Nominal Lumen (lm): 1246 / 1342 / 1396 / 1424

CRI: >90 CRI

Efficiency (%): 90.5

Lamp Life (hrs): 50000

Upon Request: RGB-W Tunable White Special Color Temperature Special LED

OPTICAL

Reflector°: 10

Optic°: Lens Pack - No Lens / Linear Spread Lens / Honeycomb / Spread Lens

Upon Request: Special Beam Angles

RATINGS AND CERTIFICATIONS

382, F 416-247-9319, www.zaneen.com

Created by International Specifications by adding "INT" to the end of the existing Model #. For assistance on 'custom' specifications, contact zteam@zaneen.com.

In a constant effort to supply the best product, we reserve the right to change specifications or materials without notice. The most recent specification sheets are found at zaneen.com

IP rating: IP20

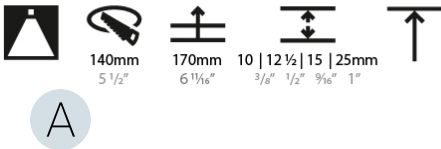
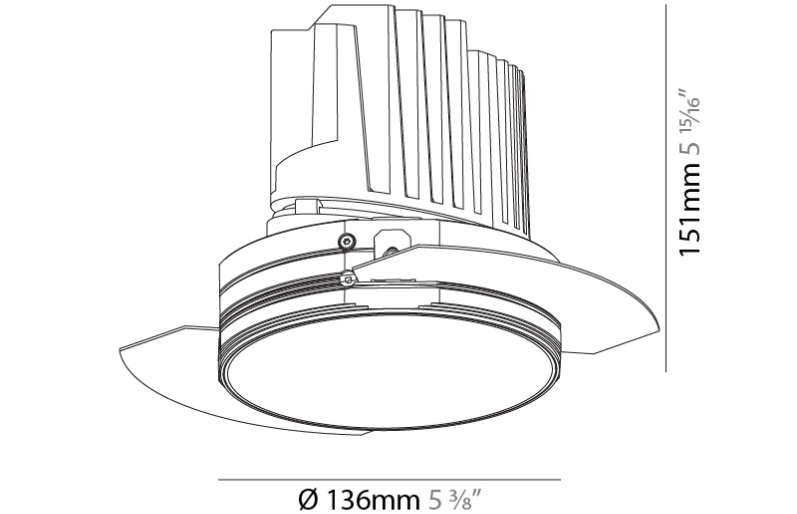
PROJECT

TYPE

SPECIFIER

QUANTITY

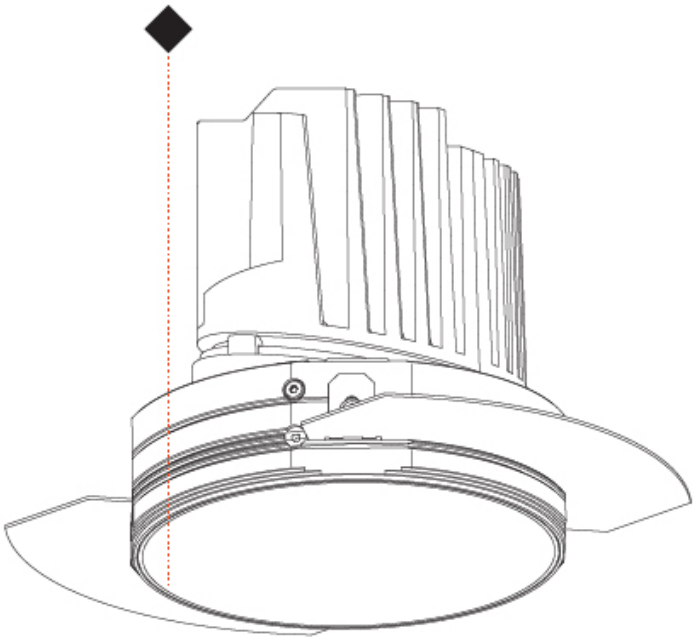
DATE



BIONIQ ROUND DEEP TRIMLESS

A35197-

|           |
|-----------|
| PROJECT   |
| TYPE      |
| SPECIFIER |
| QUANTITY  |
| DATE      |





BIONIQ ROUND SEMI ADJUSTABLE TRIMLESS

A35209-

|             |                |                      |                       |                      |
|-------------|----------------|----------------------|-----------------------|----------------------|
| base number | LED<br>Dimming | Color<br>Temperature | Finishes<br>(Diamond) | Ceiling<br>Thickness |
|-------------|----------------|----------------------|-----------------------|----------------------|

1. To build a product code in our configurator select the specify button on the base model # product page
2. To build a manual product code on this datasheet choose from the options listed below in blue font and add the suffix to the base model #

GENERAL

|                                         |
|-----------------------------------------|
| Series: Bioniq                          |
| Subseries: Bioniq Round Semi Adjustable |
| Brand: Prolicht                         |
| Division: Architectural                 |
| Mounting Type: Trimless                 |
| Mounting Location: Ceiling              |
| Subcategory: Downlight                  |

PHYSICAL

|                                                                                                                                                                                                               |
|---------------------------------------------------------------------------------------------------------------------------------------------------------------------------------------------------------------|
| Shape: Round                                                                                                                                                                                                  |
| Diameter (mm): 136                                                                                                                                                                                            |
| Diameter (in): 5 3/8                                                                                                                                                                                          |
| Height (mm): 136                                                                                                                                                                                              |
| Height (in): 5 3/8                                                                                                                                                                                            |
| Ceiling Thickness (mm): 10 / 12.5 / 15 / 25                                                                                                                                                                   |
| Ceiling Thickness (in): 3/8 or 1/2 or 9/16 or 1                                                                                                                                                               |
| Min. Recessing Depth (mm): 150                                                                                                                                                                                |
| Min. Recessing Depth (in): 5 7/8                                                                                                                                                                              |
| Light Distribution: Adjustable / Downlight                                                                                                                                                                    |
| Weight (kg): 1.04                                                                                                                                                                                             |
| Weight (lbs): 2.29                                                                                                                                                                                            |
| Fixture Finish: SSR / BKV / CWI / CRY / HAB / LAG / UFT / ITA / RUA / RUR / MIC / FTG / MYG / TWT / LOD / PUS / FRO / FUP / KIA / POP / BLS / SPG / MEY / GOH / GUM / CHC / COM / ABZ / JAG / OBR / MOS / ROR |
| Fixture Material: Aluminum Die Cast                                                                                                                                                                           |
| Cut-out Measurements: Ø 140mm / 5 1/2"                                                                                                                                                                        |
| Upon Request: Unique Ceiling Thickness                                                                                                                                                                        |

ELECTRICAL

|                                                                                   |
|-----------------------------------------------------------------------------------|
| Lamp Type: LED (Zhaga Standard)                                                   |
| Input Wattage (W): 13.2 / 16.5                                                    |
| Total Output Wattage (W): 12.1 / 14.7                                             |
| Dimming: Tri-Mode (Non-Dimming and Phase Dimming (120Vac only) and 0-10V Dimming) |
| Driver Included: No                                                               |
| Driver Location: Recessed Housing                                                 |
| Driver Type: Constant Current - Universal                                         |
| Driver Class: Class 2                                                             |
| Housing: See components                                                           |
| Input Voltage (V): 120 - 277                                                      |
| Constant Current (MA): 350                                                        |

LED

|                                                                         |
|-------------------------------------------------------------------------|
| Number of LEDs: 1                                                       |
| Color Temperature (°K): 2700 / 3000 / 3500 / 4000                       |
| Max. Delivered Lumen (lm): 870 / 970 / 1038 / 1060                      |
| Nominal Lumen (lm): 960 / 1070 / 1156 / 1180                            |
| CRI: >90 CRI                                                            |
| Efficiency (%): 90.5                                                    |
| Lamp Life (hrs): 50000                                                  |
| Upon Request: RGB-W Tunable White Special Color Temperature Special LED |

OPTICAL

|                                          |
|------------------------------------------|
| Reflector°: 10                           |
| Adjustability: Rotational 355°; Tilt 10° |
| Upon Request: Special Beam Angles        |

RATINGS AND CERTIFICATIONS

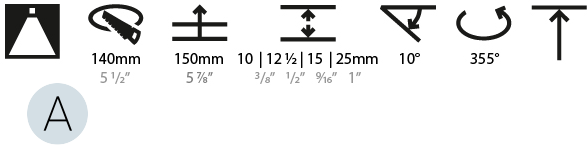
Zaneen Group Inc. © 2024, T 1800-388-3382, F 416-247-9319, www.zaneen.com  
Certified By: Certified for North American Standards  
Available for International specifications by adding "INT" at the end of the existing Model #. For assistance on 'custom' specifications, contact zteam@zaneen.com.  
IP Rating: IP20  
If a consistent effort to supply the best product, we reserve the right to change specifications or materials without notice. The most recent specification sheets are found at zaneen.com

|           |
|-----------|
| PROJECT   |
| TYPE      |
| SPECIFIER |
| QUANTITY  |
| DATE      |



136mm 5 3/8"

Ø 136mm 5 3/8"



BIONIQ ROUND SEMI ADJUSTABLE TRIMLESS

A35209-

|           |  |
|-----------|--|
| PROJECT   |  |
| TYPE      |  |
| SPECIFIER |  |
| QUANTITY  |  |
| DATE      |  |



PROJECT

TYPE

SPECIFIER

QUANTITY

DATE

Fixture Finish

|                                                                                                                    |                                                                                                                       |                                                                                                               |                                                                                                                   |                                                                                                                      |                                                                                                                  |
|--------------------------------------------------------------------------------------------------------------------|-----------------------------------------------------------------------------------------------------------------------|---------------------------------------------------------------------------------------------------------------|-------------------------------------------------------------------------------------------------------------------|----------------------------------------------------------------------------------------------------------------------|------------------------------------------------------------------------------------------------------------------|
| Sparkling Silver - 01 (SSR)<br>    | Black Velvet - 02 (BKV)<br>          | Crystal White - 03 (CWI)<br> | Creamy - 04 (CRY)<br>           | Hampton Bay - 05 (HAB)<br>        | Lagoon - 06 (LAG)<br>         |
| Urban Forest - 07 (UFT)<br>        | In the Army - 08 (ITA)<br>           | Rusty Angel - 09 (RUA)<br>   | Rusty Rush - 10 (RUR)<br>       | Milk and Chocolate - 11 (MIC)<br> | Fade to Gray - 12 (FTG)<br>   |
| Mysterious Gray - 13 (MYG)<br>    | Twilight - 14 (TWT)<br>             | Lost Dream - 15 (LOD)<br>   | Purple Sky - 16 (PUS)<br>      | Fresh Oh - 17 (FRO)<br>          | Funky P. - 18 (FUP)<br>      |
| Kissing Aphrodite - 19 (KIA)<br> | Poseidon's Paradise - 20 (POP)<br> | Blue Sky - 21 (BLS)<br>    | Spring Green - 22 (SPG)<br>   | Mellow Yellow - 23 (MEY)<br>    | Golden Heart - 24 (GOH)<br> |
| Gun Metal - 25 (GUM)<br>         | Champagne Cream - 26 (CHC)<br>     | Copper Mine - 27 (COM)<br> | Ancient Bronze - 28 (ABZ)<br> | Jazz Gold - 29 (JAG)<br>        | Olive Breeze - 30 (OBR)<br> |
| Moonlight Silver - 31 (MOS)<br>  | Rosewood Red - 32 (ROR)<br>        |                                                                                                               |                                                                                                                   |                                                                                                                      |                                                                                                                  |

**Digital:** Not all screens are calibrated the same, and therefore, colors will appear differently between devices.  
**Physical:** When texture is involved, there will be variations in color, character and tone within a product and between product families.

**Gun Metal:** No Gun Metal finish is alike. It combines a mixture of transparent and black color particles to ensure a highly individual effect and no luminaire being identical.  
**Champagne Cream, Copper Mine, Ancient Bronze + Jazz Gold:** These finishes have slight fading from specific powder coating production. Each luminaire will slightly vary.

Available for International specifications by adding 'INT' at the end of the existing Model #. For assistance on 'custom' specifications, contact zteam@zaneen.com.  
In a constant effort to supply the best product, we reserve the right to change specifications or materials without notice. The most recent specification sheets are found at zaneen.com

|           |
|-----------|
| PROJECT   |
| TYPE      |
| SPECIFIER |
| QUANTITY  |
| DATE      |

LEGEND

|                                                                                    |                                                            |                                                                                     |                                                              |                                                                                       |                                                                                                |
|------------------------------------------------------------------------------------|------------------------------------------------------------|-------------------------------------------------------------------------------------|--------------------------------------------------------------|---------------------------------------------------------------------------------------|------------------------------------------------------------------------------------------------|
|    | floor-mounted                                              |    | pivotal                                                      |    | special LED (upon request) RGB, RGBW, tunable, gold+, meat+, art+, fashion+                    |
|    | wall and ceiling: recessed and surface mounted             |    | rotating                                                     |    | warm dim / natural dimming LED                                                                 |
|    | ceiling-mounted and wall-mounted                           |    | illuminate tilted                                            |    | rechargeable battery powered                                                                   |
|    | wall-mounted                                               |    | color of suspension cable                                    |    | fixture with natural vivid LED (upon request)                                                  |
|    | omni-directional light distribution                        |    | length of suspension cable                                   |    | color rendering index                                                                          |
|    | direct light distribution                                  |    | reflector degree selection                                   |    | color temperature                                                                              |
|    | direct/indirect light distribution                         |    | super spot                                                   |    | lumen (luminous flux)                                                                          |
|    | indirect light distribution                                |    | lens                                                         |    | efficacy (lumens per watt)                                                                     |
|    | asymmetric light distribution                              |    | lens pack                                                    |    | Unified Glare Rating (UGR) range from 5-40                                                     |
|    | aura light distribution                                    |    | shine ring                                                   |    | marine grade (AISI 316 stainless steel)                                                        |
|    | round wall or ceiling cut-out                              |    | integrated shine ring with diffuser                          |    | walk on                                                                                        |
|    | square wall or ceiling cut-out                             |    | free individual colors 01-29                                 |    | drive on                                                                                       |
|    | the supplied jig specifies the cutout dimensions           |    | individual colors: 00 (free of charge), 01-25 (extra charge) |    | Dark Sky Compliance                                                                            |
|    | minimum distance (meters) lamp - object                    |    | luminaire part to be colored (F1)                            |    | Americans with Disabilities Act (less than 4" off the wall located between 27"-84" from floor) |
|    | recessed depth                                             |    | luminaire part to be colored (F2)                            |    | lamp protected against explosion                                                               |
|   | ceiling thickness in mm                                    |   | luminaire part to be colored (F3)                            |   | blown glass using traditional methods by master glass blower                                   |
|  | ceiling thickness selection                                |  | luminaire part to be colored (F4)                            |  | acoustic material                                                                              |
|  | dimmmable DP (phase), DV (0-10V), DD (dali), DS (step-dim) |  | luminaire part to be colored (F5)                            |  | protection class I, protection insulation                                                      |
|  | included or excluded LED driver/transformer/control gear   |  | color of 3-circuit adaptor                                   |  | protection class II, protection insulation                                                     |
|  | separately switchable                                      |  | indirect diffuser                                            |  | ETL Certified to UL and CSA Standards                                                          |
|  | sensor                                                     |  | direct diffuser                                              |  | UL Certified to UL and CSA Standards                                                           |
|  | remote control                                             |  | ball-proof (upon request)                                    |  | CSA Certified to UL and CSA Standards                                                          |
|  | available upon request                                     |  | accessory                                                    |  | Certified for North American Standards                                                         |

IP RATING

|                                                                                   |                                                                                                                                                  |
|-----------------------------------------------------------------------------------|--------------------------------------------------------------------------------------------------------------------------------------------------|
|  | protected against ingress of solid bodies greater than 12.5mm (finger)                                                                           |
|  | protected against ingress of solid bodies greater than 2.5mm<br>protected against sprays of water up to 60 degrees from the vertical (rain)      |
|  | protected against ingress of solid bodies greater than 1mm (wire)<br>no protection against the ingress of moisture                               |
|  | protected against ingress of solid bodies greater than 1mm (wire)<br>protected against sprays of water up to 60 degrees from the vertical (rain) |
|  | protected against ingress of solid bodies greater than 1mm (wire)<br>protected against water splashed from all directions                        |
|  | protected against limited ingress of dust (wet rooms/covered outdoor areas)<br>protected against water splashed from all directions              |
|  | protected against ingress of dust<br>protected against jets of water                                                                             |
|  | protected against ingress of dust<br>protected against powerful jets of water or heavy seas                                                      |
|  | protected against ingress of dust<br>protected against immersion of water between 15cm - 1m for 30 minutes                                       |
|  | protected against ingress of dust<br>protected against immersion of water under pressure for long periods                                        |

IK RATING

|                                                                                     |                                                                                                       |
|-------------------------------------------------------------------------------------|-------------------------------------------------------------------------------------------------------|
|  | protected against 0.14 joules impact (equivalent to 0.25kg mass dropped from 56mm above the surface)  |
|  | protected against 0.2 joules impact (equivalent to 0.25kg mass dropped from 80mm above the surface)   |
|  | protected against 0.35 joules impact (equivalent to 0.25kg mass dropped from 140mm above the surface) |
|  | protected against 0.5 joules impact (equivalent to 0.25kg mass dropped from 200mm above the surface)  |
|  | protected against 0.7 joules impact (equivalent to 0.25kg mass dropped from 280mm above the surface)  |
|  | protected against 1 joules impact (equivalent to 0.25kg mass dropped from 400mm above the surface)    |
|  | protected against 2 joules impact (equivalent to 0.5kg mass dropped from 400mm above the surface)     |
|  | protected against 5 joules impact (equivalent to 1.7kg mass dropped from 300mm above the surface)     |
|  | protected against 10 joules impact (equivalent to 5.0kg mass dropped from 200mm above the surface)    |
|  | protected against 20 joules impact (equivalent to 5.0kg mass dropped from 400mm above the surface)    |